

/GREY SOUL



dESIGN
SUR-
FACES

GREY SOUL

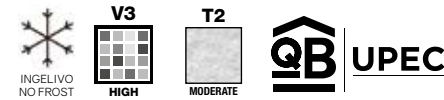
Il primo tra i cementi, rappresenta un classico intramontabile nell'interior design, un'idea unica per rivestire qualsiasi spazio con uno stile particolarmente contemporaneo contando anche su una struttura graffiata ed una larga gamma di colori, formati e finiture.

Number one in its cement class, it stands as a timeless classic of interior design and a unique choice for cladding any space in a notably contemporary style; it features a "scratched" textured structure available in a wide range of colours, sizes and finishes.

Le premier des bétons, représente un classique intemporel de la décoration d'intérieur, une idée unique pour habiller les espaces avec un style particulièrement contemporain qui s'appuie sur une texture grattée et une vaste gamme de couleurs, de formats et de finitions.

Der erste unter den Zementen, stellt einen zeitlosen Klassiker in der Innenarchitektur dar, eine einmalige Idee zur Verkleidung jedes Raumes mit einem ganz besonders zeitgenössischen Stil, der sich durch eine geriffelte Struktur und eine breite Palette von Farben, Formaten und Ausführungen auszeichnet.

a/ floor: MID R - 122,2x122,2 cm/ 48"x48"
wall: UNIVERSAL ICON R - 61x122,2 cm/ 24"x48"




Regardez sur le site internet <https://evaluation.cstb.fr> s'il vous plaît

GREY SOUL

effetto cemento / concrete-look / effet ciment / zementoptik

Colori / Colours / Couleurs / Farben



Formati / Sizes / Formats / Formate

	R - 122,2x122,2 cm . 48"x48" R - 122x122 cm . 48"x48"	± 9,5 mm ± 20 mm	R10 FP2 - R11
	R - 61x122,2 cm . 24"x48"	± 9,5 mm	R10
	R - 90x90 cm . 36"x36" R - 90x90 cm . 36"x36" R - 90x90 cm . 36"x36"	± 9,5 mm ± 9,5 mm ± 20 mm	R10 OUTDOOR - R11 FP2 - R11
	R - 60x90 cm . 24"x36"	± 20 mm	FP2 - R11
	R - 61x61 cm . 24"x24" N - 61,5x61,5 cm . 24"x24" R - 61x61 cm . 24"x24"	± 9,0 mm ± 9,0 mm ± 20 mm	R10 OUTDOOR - R11 FP2 - R11
	R - 30,4x61 cm . 12"x24" N - 30,8x61,5 cm . 12"x24"	± 9,0 mm ± 9,0 mm	R10 OUTDOOR - R11

R: Rettificato / Rectified
N: Naturale / Natural

Formati / Sizes / Formats / Formate	R 122,2x122,2 cm 48"x48" ± 9,5 mm R10	R 61x122,2 cm 24"x48" ± 9,5 mm R10	R 90x90 cm 36"x36" ± 9,5 mm R10	R 90x90 cm 36"x36" ± 9,5 mm OUTDOOR R11	R 61x61 cm 24"x24" ± 9,0 mm R10	N 61,5x61,5 cm 24"x24" ± 9,0 mm OUTDOOR R11	R 30,4x61 cm 12"x24" ± 9,0 mm R10	N 30,8x61,5 cm 12"x24" ± 9,0 mm OUTDOOR R11	R 122x122 cm 48"x48" ± 20 mm FP2 R11	R 90x90 cm 36"x36" ± 20 mm FP2 R11	R 60x90 cm 24"x36" ± 20 mm FP2 R11	R 61x61 cm 24"x24" ± 20 mm FP2 R11
SAND	●	●	●		●	●	●	●		●	●	●
WHITE	●	●	●		●		●					
LIGHT	●	●	●		●		●			●	●	●
MID	●	●	●	●	●	●	●		●	●	●	●
DARK	●	●	●	●	●	●	●	●	●	●	●	●




b/ floor: DARK R - 61x61 cm/ 24"x24"
 wall: WHITE R - 61x122,2 cm/ 24"x48"
 DARK listello patchwork 30,2x61,0 cm/12"x24"

c/ indoor: SAND R - 61x61 cm/ 24"x24"
 outdoor: SAND outdoor N - 61,5x61,5 cm/ 24"x24"

d/ floor: LIGHT R - 61x61 cm/24"x24"
 wall: UNIVERSAL MONOI R - 61x122,2 cm /24"x48"

e/ LIGHT R - 61x122,2 cm/24"x48"



GREY SOUL



f/ floor: GREY SOUL WHITE R - 90x90 cm/36"x36"
wall: ICON R - 61x122,2 cm/24"x48"

g/ MID listello patchwork 30,2x61 cm/12"x24"





SAND

WHITE



MID


LIGHT



DARK

dESIGN
SUR-
FACES

SAND



L0Z5	122,2x122,2 cm 48"x48" - R	A230
M4L8	90x90 cm 36"x36" - R	A220
J7M3	61x122,2 cm 24"x48" - R	A180
I7H6	61x61 cm 24"x24" - R	A192
I2I2	61,5x61,5 cm 24"x24" - OUTDOOR N	A191
I1I8	30,4x61 cm 12"x24" - R	A110
I2I1	30,8x61,5 cm 12"x24" - OUTDOOR N	A141
L5T2	90x90 cm 36"x36" - FP-E R	A225
O8U4	60x90 cm 24"x36" - FP-E R	A179
I7H0	61x61 cm 24"x24" - FP-E R	A198

MID



L9S0	122,2x122,2 cm 48"x48" - R	A230
L0T1	90x90 cm 36"x36" - R	A220
L0T3	90x90 cm 36"x36" - OUTDOOR R	A224
J7M8	61x122,2 cm 24"x48" - R	A180
H9P7	61x61 cm 24"x24" - R	A192
H9V9	61,5x61,5 cm 24"x24" - OUTDOOR N	A191
H1Q0	30,4x61 cm 12"x24" - R	A110
H5U7	30,8x61,5 cm 12"x24" - OUTDOOR N	A141
M2E6	122x122 cm 48"x48" - FP-E R	A232
L5T1	90x90 cm 36"x36" - FP-E R	A225
O8U2	60x90 cm 24"x36" - FP-E R	A179
H3U9	61x61 cm 24"x24" - FP-E R	A198

DARK



L9S1	122,2x122,2 cm 48"x48" - R	A230
L0T0	90x90 cm 36"x36" - R	A220
L0T4	90x90 cm 36"x36" - OUTDOOR R	A224
J9M0	61x122,2 cm 24"x48" - R	A180
H9P5	61x61 cm 24"x24" - R	A192
H9V4	61,5x61,5 cm 24"x24" - OUTDOOR N	A191
H1Q1	30,4x61 cm 12"x24" - R	A110
H5U8	30,8x61,5 cm 12"x24" - OUTDOOR N	A141
L9S9	122x122 cm 48"x48" - FP-E R	A232
L5T0	90x90 cm 36"x36" - FP-E R	A225
O8U3	60x90 cm 24"x36" - FP-E R	A179
H4U1	61x61 cm 24"x24" - FP-E R	A198

WHITE




L0Z6	122,2x122,2 cm 48"x48" - R	A230
M4L7	90x90 cm 36"x36" - R	A220
P1F2	61x122,2 cm 24"x48" - R	A180
I1I7	61x61 cm 24"x24" - R	A192
I7H8	30,4x61 cm 12"x24" - R	A110

LIGHT




L8S9	122,2x122,2 cm 48"x48" - R	A230
L0T2	90x90 cm 36"x36" - R	A220
J8M2	61x122,2 cm 24"x48" - R	A180
H9P6	61x61 cm 24"x24" - R	A192
H0Q9	30,4x61 cm 12"x24" - R	A110
M4D8	90x90 cm 36"x36" - FP-E R	A225
O8U1	60x90 cm 24"x36" - FP-E R	A179
H3U7	61x61 cm 24"x24" - FP-E R	A198



SAND

Decorsi / Decors / Décors / Dekors

listello patchwork - 30,2x61 cm 12"x24"  **P83**



SAND



WHITE




LIGHT



MID



DARK


mosaico monocolore 36 tessere 5x5 - 30x30 cm 12"x12"  **P71**




SAND




WHITE




LIGHT




MID



DARK

mosaico mix 81 tessere 3x3 - 30x30 cm 12"x12"  **P73**



LIGHT/MID/DARK


h/ floor: LIGHT R - 122,2x122,2 cm/ 48"x48"
 wall: LIGHT mosaico cube 40x40 cm/ 16"x16"

h



GREY SOUL

Decorsi / Decors / Décors / Dekors

mosaico cube - 40x40 cm 16"x16" (1 pz. = 0,097 Mq.)  **P86B**



SAND



WHITE








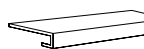



LIGHT



MID






DARK

Pezzi Speciali / Special Pieces / Pièces Spéciales / Formteile	 battiscopa 6,5x61 cm 2 ^{1/2} "x24" R  P07	 elemento "L" monolitico outdoor 15x30x4 cm 6"x12"x1 ^{3/4} "  P50	 step 30,4x61 cm 12"x24" R P90	 gradino costa retta 34x122,2x4 cm 13"x48"x1 ^{3/4} " R P32	 gradino costa retta 34x61x4 cm 13"x24"x1 ^{3/4} " R P31	 vista frontale angolare costa retta dx/sx 34x122,2x4 cm 13"x48"x1 ^{3/4} " R P41	 vista dal retro angolare costa retta dx/sx 34x34x4 cm 13"x13"x1 ^{3/4} " R P40
	SAND	•	•	•	•	•	•
WHITE	•		•	•	•	•	•
LIGHT	•		•	•	•	•	•
MID	•	•	•	•	•	•	•
DARK	•	•	•	•	•	•	•

Note / Notes / Notes / Anmerkungen
 I battiscopa e gli elementi "L" vengono venduti a pz. e a scatola completa. Tutti gli altri pezzi speciali vengono venduti al pezzo. I gradini vengono prodotti solo su ordinazione (tempo minimo di consegna 20 gg lavorativi).
 All skirting and monolithic L elements, priced per piece, are sold in full box. All other special trims are sold by piece. Steps are produced only on request (minimum delivery terms of 20 days).
 Les plinthes et élément "L" sont vendues la pièce et par boîte complète. Les autres pièces spéciales sont vendus la pièce. Le plat de marche sont produit sur demande (délai minimum de 20 jours).
 Die Sockelleisten und Stufen werden pro Stk. und Vollen Kartons verkauft. Stufen und Stufenecken werden nur auf Bestellung produziert (Lieferzeiten mindesten 20 arbeitstagen ab Auftragserteilung).

TABELLA PESI ED IMBALLI













Sizes weight and packaging / Mesures poids et emballages / Tabelle der Gewichte und Verpackungen

formati / sizes / tailles / formate /		pz. x box	mq. x box	box x pal.	mq. x pal.	kg. x mq	kg. x box	kg. x pal.	
NATURALI / NATURAL (N)									
61,5x61,5 cm 24"x24" N	9 mm	4	1,51	30	45,30	20,46	30,90	940	80x120x75
30,8x61,5 cm 12"x24" N	9 mm	7	1,32	40	52,80	18,62	24,57	995	80x120x75
RETTIFICATI / RECTIFIED (R)									
122,2x122,2 cm 48"x48" R	9,5 mm	2	2,99	18	53,82	21,09	63,05	1175	124x143x60
90x90 cm 36"x36" R	9,5 mm	2	1,62	21	34,02	19,96	32,33	700	94x107x65
61x122,2 cm 24"x48" R	9,5 mm	2	1,49	36	53,64	20,52	30,57	1120	94x120x75
61x61 cm 24"x24" R	9 mm	4	1,49	30	44,70	19,80	29,50	900	80x120x75
30,4x61 cm 12"x24" R	9 mm	7	1,30	40	52,00	19,83	25,77	1045	80x120x75
SPESSORATI / EXTRA THICK (R) 									
122x122 cm 48"x48" R	20 mm	1	1,49	18	26,82	43,81	65,27	1215	124x143x60
90x90 cm 36"x36" R	20 mm	1	0,81	21	17,01	42,45	34,38	750	94x107x65
61x61 cm 24"x24" R	20 mm	2	0,74	30	22,20	44,05	32,59	990	80x120x75
60x90 cm 24"x36" R	20 mm	1	0,54	45	24,30	43,50	23,50	1075	94x120x75
pezzi speciali / special pieces / pièces spéciales / fornteile /									
6,5x61 cm 2"x24" battiscopa rettificato		12					8,50		

Note / Notes / Notes / Anmerkungen /
 I battiscopa e gli elementi "L" vengono venduti a pz. e a scatola completa. Tutti gli altri pezzi speciali vengono venduti al pezzo. I gradini vengono prodotti solo su ordinazione (tempo minimo di consegna 20 gg lavorativi).
 All skirting and monolithic L elements, priced per piece, are sold in full box. All other special trims are sold by piece. Steps are produced only on request (minimum delivery terms of 20 days).
 Les plinthes et élément "L" sont vendues la pièce et par boîte complète. Les autres pièces spéciales sont vendus la pièce. Le plat de marche sont produit sur demande (délai minimum de 20 jours).
 Die Sockelleisten und Stufen werden pro Stk. und Vollen Kartons verkauft. Stufen und Stufenecken werden nur auf Bestellung produziert (Lieferzeiten mindesten 20 arbeitstagen ab Auftragserteilung).

SIMBOLOGIA CARATTERISTICHE TECNICHE - GRÈS PORCELLANATO /

Symboles technical characteristics - porcelain stoneware / Symboles des caracteristiques techniques - grès cérame / Symbole technischen eigenschaften - feinsteinzeug

	CARATTERISTICHE TECNICHE TECHNICAL CHARACTERISTICS CARACTÉRISTIQUES TECHNIQUES TECHNISCHE MERKMALE	NORMA DI RIFERIMENTO REFERENCE STANDARD NORME DE REFERENCE PRÜFMETHODE	VALORE RICHIESTO REQUIRED VALUE VALEUR REQUISE SOLLWERT	VALORE MEDIO TUSCANIA AV. TUSCANIA VALUE VALEUR MOYENNE TUSCANIA MITTLERER TUSCANIA-WERT
	DIMENSIONI DIMENSIONS DIMENSIONS ABMESSUNGEN	ISO 10545-2	CONFORME COMPLIANT CONFORME KONFORM	CONFORME COMPLIANT CONFORME KONFORM
	ASSORBIMENTO D'ACQUA WATER ABSORPTION ABSORPTION D'EAU WASSERAUFNAHME	ISO 10545-3	≤ 0,5 %	CONFORME COMPLIANT CONFORME KONFORM
	RESISTENZA A FLESSIONE MODULUS OF RUPTURE RESISTANCE A LA FLEXION BIEGEFESTIGKEIT	ISO 10545-4	MODULUS OF ROPTURE R ≥35 N/MM ² BREAKING STRENGTH S ≥1300 N	CONFORME COMPLIANT CONFORME KONFORM
	RESISTENZA ALL'ABRASIONE ABRASION RESISTANCE RÉSISTANCE À L'ABRASION ABRIEBBESTÄNDIGKEIT	ISO 10545-7	PEI SOLO PER PIASTRELLE SMALTATE ONLY FOR GLAZED TILES	
	DILATAZIONE TERMICA LINEARE LINEAR THERMAL EXPANSION DILATATION THERMIQUE LINEAIRE LINEARE WÄRMEAUSDEHNUNG	ISO 10545-8	≤ 9x10 ⁻⁵ °C ⁻¹	CONFORME COMPLIANT CONFORME KONFORM
	RESISTENZA AGLI SBALZI TERMICI THERMAL SHOCK RESISTANCE RESISTANCE AUX ECARTS DE TEMPERATURE ITEMPERATURWECHSELBESTÄNDIGKEIT	ISO 10545-9	RESISTENTE RESISTANT RESISTANT BESTÄNDIG	RESISTENTE RESISTANT RESISTANT BESTÄNDIG
	RESISTENZA AL GELO FROST RESISTANCE RESISTANCE AU GEL FROSTBESTÄNDIGKEIT	ISO 10545-12	RESISTENTE RESISTANT RESISTANT BESTÄNDIG	RESISTENTE RESISTANT RESISTANT BESTÄNDIG
	RESISTENZA AGLI ACIDI ED ALLE BASI ACID AND ALKALI RESISTANCE RESISTANCE AUX ACIDES ET AUX BASES SÄURE- UND LAUGENBESTÄNDIGKEIT	ISO 10545-13	CLASS GB MIN.	LOW CONCENTRATION GLA HIGH CONCENTRATION GHA
	RESISTENZA ALL'ATTACCO CHIMICO CHEMICAL RESISTANCE RESISTANCE À L'ATTAQUE CHEMIQUE CHEMISCHE BESTÄNDIGKEIT	ISO 10545-13	CLASS GB MIN.	GA
	RESISTENZA ALLE MACCHIE STAIN RESISTANCE RESISTANCE AU TACHES FLECKENBESTÄNDIGKEIT	ISO 10545-14	CLASS 3 MIN.	5
	COEFFICIENTE DI ATTRITO (SCIVOLOSITÀ) FRICTION COEFFICIENT (SLIPPERINESS) COEFFICIENT DE FRICTION (GLISSEMENT) REIBUNGSKOEFFIZIENT (RUTSCHIGKEIT)	BCR - ITALIA DM DEL 14-06-89	ASTM - USA ASTM C1028	DIN - GERMANIA DIN 51130
		DRY RUBBER 0,62	WET RUBBER 0,51	DRY LEATHER 0,62
			DRY NEOLYTHE 0,69	WET NEOLYTHE 0,62
				R10 - R11 outdoor/FP2 ZH 1/571

THE PRODUCTS HAVING AN ABSORPTION < 0,5% ARE CLASSIFIED ACCORDING THE UNI CEN STANDARDS "FULLY VITRIFIED TILES" AND ACCORDING TO THE ASTM STANDARDS "IMPERVIOUS TILES"

GREY SOUL

Le informazioni contenute nel presente catalogo sono il più possibile esatte, ma non sono da ritenersi vincolanti. Per esigenze di produzione l'Azienda si riserva il diritto di apportare eventuali modifiche che si rendessero necessarie. Peso, colori e misure sono soggetti alle inevitabili variazioni tipiche del processo di cottura della ceramica. I colori e gli effetti riportati sul presente catalogo sono indicativi per i limiti consentiti dalla stampa; per questo non possono essere vincolanti e costituire base per eventuali contestazioni.

The information contained in this catalogue is as accurate as possible, but cannot be considered as legally binding. The Company reserves the right to make any modifications that become necessary due to production requirements. Weight, colours and dimensions are subject to the inevitable variations typical of the ceramic firing process. Colours and aesthetic effects shown on this catalogue should be considered indicative and approximate as a result of printing process limits. Possible variations may occur and can not be at the base of any claim.

Les informations reprises dans ce catalogue sont exactes, mais elles n'engagent aucunement notre Société du point de vue légal. Pour des exigences de production la Société se réserve le droit d'apporter toutes les dimensions sont assujettis aux variations typiques du processus de cuisson de la céramique. Les couleurs et les effets présentés dans ce catalogue sont indicatifs dans la mesure permise par la presse, ce qui explique pourquoi ils ne peuvent pas être obligatoire et constituer la base d'un éventuel désaccord.


Die Informationen des vorliegenden Katalogs sind so exakt wie möglich, sind jedoch nicht als gesetzlich verbindlich zu betrachten. Aus Fertigungsgründen behält die Firma sich das Recht vor, eventuell notwendige Änderungen vorzunehmen. Gewichte, Farben und Abmessungen unterliegen den unvermeidlichen Veränderungen, die für den Brennvorgang von Keramikprodukten typisch sind. Die in diesem Katalog gezeigten Farben und Effekte sind Richtwerte, soweit durch die Presse, die ist, warum sie nicht bindend und stellen die Grundlage für eine Meinungsverschiedenheit gestattet.

Credit:


Marketing:
Tuscania

Progetto Grafico:
EUREKA

T
TUSCANIA[®]
ceramiche



/GREY SOUL



tuscaniagres.it

Tuscania S.p.A.

Via Giardini Sud, 4603
41028 Serramazzoni (Mo) - Italia
Tel. +39 0536.952399
Fax +39 0536.954716
info@tuscaniagres.it
www.tuscaniagres.it

