

icon

indoor & outdoor





icon

Gres porcellanato / Porcelain stoneware
Grès cérame / Feinsteinzeug / Керамогранит

Saime Ceramiche interpreta l'identità e la forza estetica del cemento attraverso una nuova lettura contemporanea, essenziale e materica al tempo stesso.

Saime Ceramiche renders the identity and aesthetic strength of concrete through a new contemporary interpretation, essential yet material at the same time.

Saime Ceramiche interprète l'identité et la force esthétique du ciment à travers une nouvelle lecture contemporaine, à la fois essentielle et matérielle.

Saime Ceramiche interpretiert die Identität und ästhetische Kraft von Zement in Form einer neuen, zugleich kontemporären, wesentlichen und materiellen Deutung.

icon

TILE+
PREMIUM SLABS

≡ 6 mm

Standard

≡ 9 mm

2CM
outdoor

≡ 20 mm

Le sei delicate texture tracciano un percorso estetico fatto di nuance abbinabili tra loro e adattabili ad ogni contesto.

The six delicate textures outline an aesthetic path comprised of shades that may be paired together and adapted to suit any context.

Les six textures délicates tracent un parcours esthétique fait de nuances qui peuvent être combinées entre elles et adaptées à n'importe quel contexte.

Die sechs zarten Texturen zeichnen einen ästhetischen Parcours aus untereinander kombinierbaren und jeder Umgebung anpassungsfähigen Nuancen.

white

almond

artic

grey

taupe

ash

matt / naturale

≡ 6 mm

≡ 9 mm



grey matt / naturale

4

satin

≡ 6 mm | ≡ 9 mm



grey satin

5

Due superfici complementari ampliano le proposte compositive, una naturale e una satinata che evidenzia una morbida struttura e una vibrante luminosità.

Two complementary surfaces expand the modular offerings, one natural and one satin, which highlight a soft structure and a vibrant luminosity.

Deux surfaces complémentaires élargissent les propositions de composition, l'une mate et l'autre satinée qui met en valeur une structure douce et une luminosité vibrante.

Zwei sich ergänzende Oberflächen erweitern die Kombinationsmöglichkeiten, eine natürliche und eine satinierte Oberfläche mit einer weichen Struktur und einer vibrierenden Leuchtkraft.

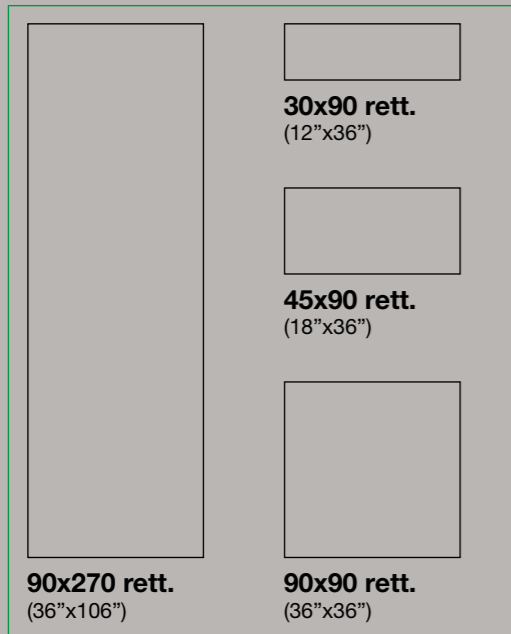
icon range

TILE+
PREMIUM SLABS

matt / satin

≡ 6 mm

formati modulari

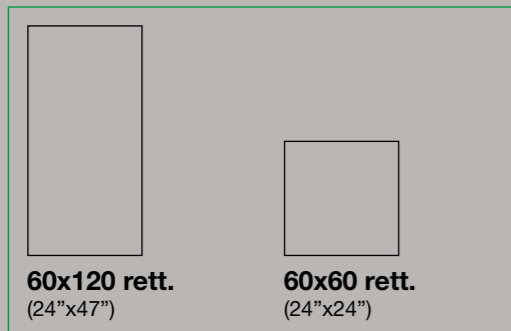


2CM
outdoor

grip
R11 A+B+C

≡ 20 mm

formati modulari



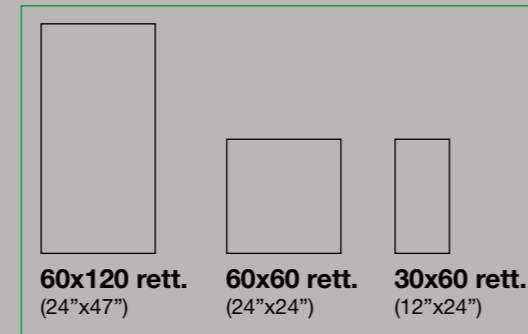
Available in: artic, almond, ash

Standard

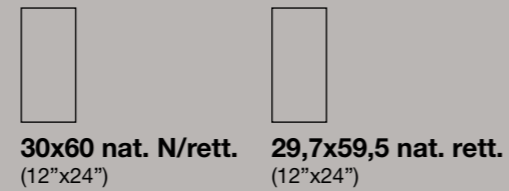
naturale / satin

≡ 9 mm

formati modulari

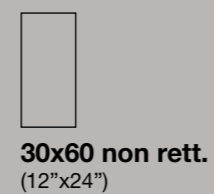


naturale



roc
R11 A+B+C

≡ 9 mm





WALL: ICON White 90x270 . 36"x106" matt rett. ± 6 mm
FLOOR: ICON Taupe 90x90 . 36"x36" matt rett. ± 6 mm



90x270
(36"x106")

30x90
(12"x36")

90x90
(36"x36")

TILE+
PREMIUM SLABS

6 mm thick 

4 nuovi grandi formati modulari che ampliano possibilità compositive e infinite soluzioni di posa. Gli innovativi moduli in spessore 6 mm, dal peso ridottissimo, agevolano la movimentazione e tutte le fasi di posa.

4 new large modular sizes that expand the composition options and offer countless installation layouts. The innovative 6 mm thick modules, which are ultra-light, facilitate transport and all of the installation phases.

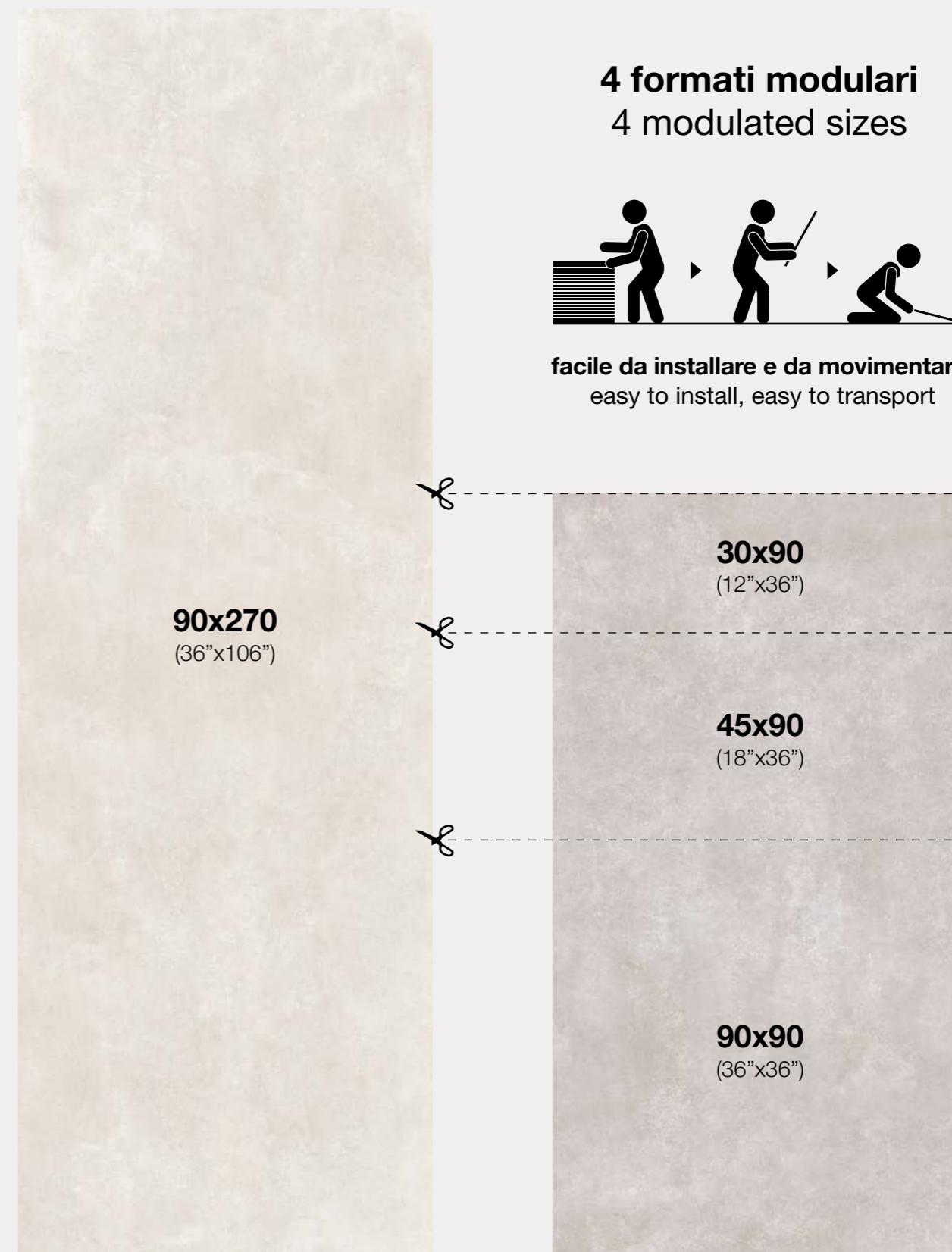
4 nouveaux grands formats modulaires qui élargissent les possibilités de composition et offrent des solutions de pose infinies. Les modules innovants de 6 mm d'épaisseur, grâce aussi à leur très faible poids, facilitent la manutention et toutes les étapes de pose.

4 neue modulare Großformate erweitern die Kombinationsmöglichkeiten und bieten unendlich viele Verlegungslösungen. Die innovativen Module in 6 mm Dicke mit ganz geringem Gewicht begünstigen die Handhabung und alle Verlegungsphasen.

4 formati modulari
4 modulated sizes



facile da installare e da movimentare
easy to install, easy to transport

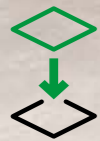


90x270
(36"x106")

30x90
(12"x36")

45x90
(18"x36")

90x90
(36"x36")



**rinnovare pareti
e pavimenti**
renovate walls & floors

WALL: ICON Almond 90x270 . 36"x106" + ICON Taupe 30x90 . 12"x36" matt rett. ± 6 mm
FLOOR: ICON Taupe 90x90 . 36"x36" matt rett. ± 6 mm

Vantaggi della ceramica ultra sottile.


Advantages of ultra-thin ceramic tile

Tile+ è ideale per tutti i contesti di ristrutturazione, la messa in opera sui rivestimenti preesistenti è semplice e veloce perché non richiede interventi di demolizione.

Tile+ is ideal for any renovation context, installation on existing tiles is quick and easy as it does not require tile removal.

Avantages de la céramique ultra-fine. Tile+ est l'idéal pour tous les contextes de rénovation. La pose sur les revêtements existants est simple et rapide car elle ne requiert aucun travail de démolition.

Vorteile der extra dünnen Keramik. Tile+ eignet sich ideal für alle Umstrukturierungen und die Verlegung auf vorhandenen Belägen erfolgt einfach und schnell, da keine Demolierungen erforderlich sind.



posa su preesistente
may be installed on
existing floor



WALL: ICON White 90x270 . 36"x106" + ICON Ash 90x270 . 36"x106" + ICON White 30x90 . 12"x36" satin rett. ± 6 mm
FLOOR: ICON Ash 90x90 . 36"x36" satin rett. ± 6 mm



I COLORI
90x270
(36"x106")

CAVE
90x270
(36"x106")

ICON
90x90
(36"x36")

WALL: I COLORI Salvia 90x270 . 36"x106" matt rett. ± 6 mm + CAVE Forte Lucido 90x270 . 36"x106" lucido rett. ± 6 mm
FLOOR: ICON Ash 90x90 . 36"x36" matt rett. ± 9 mm



creative match

Colori e formati in abbinamento.

Colour and size pairings.

Le grandi lastre tinta unita, gli effetti marmo e il look cemento sono i protagonisti di un grande gioco di contaminazioni estetiche, concedono il grande vantaggio di personalizzare lo spazio aumentando il valore dell'unicità e soddisfano il linguaggio del moderno interior design.

Large size solid colour tiles, marble effect and concrete look are the stars of a great game of aesthetic contaminations, with the added advantage of personalizing a space by increasing its uniqueness and speaking the language of modern interior design.

Couleurs et formats assortis.
Les grandes dalles de couleur unie, les effets marbre et le look ciment sont les protagonistes d'un grand jeu de contaminations esthétiques. Elles offrent le grand avantage de personnaliser l'espace en valorisant son unicité et sont parfaitement en ligne avec le langage du design d'intérieur moderne.

Farben und Formate in Kombination.
Die einfarbigen Großplatten, die Marmor-Optiken und der Zement-Look sind die Protagonisten eines großartigen Spiels der ästhetischen Kontaminationen: Sie bieten den großen Vorteil, den Raum zu personalisieren, indem sie den Wert der Einzigartigkeit erhöhen und erfüllen den Stil des modernen Interior Designs.



leggero e facile
light and easy



WALL: ICON Artic 90x270 . 36"x106" matt rett. ± 6 mm + ICON Grey 60x120 . 24"x47" matt rett. ± 9 mm
FLOOR: ICON Grey 60x120 . 24"x47" matt rett. ± 9 mm

Icon+ è compatto ed elastico al tempo stesso, ed è immune all'usura e ai prodotti chimici.

Saime Ceramiche garantisce quindi le caratteristiche di resistenza, durezza e facilità di manutenzione che da sempre contraddistinguono il proprio gres porcellanato tecnico.

Icon+ is compact yet elastic at the same time, and is resistant to wear and chemicals.

Saime Ceramiche therefore guarantees the characteristics of resistance, durability, and ease of maintenance that have always distinguished its technical porcelain stoneware



forte e resistente
strong and durable

Icon+ est à la fois compact et élastique, en plus d'être très résistant à l'usure et aux produits chimiques. Saime Ceramiche garantit donc les caractéristiques de résistance, de durabilité et de facilité d'entretien qui ont toujours distingué son grès cérame technique.

Icon+ ist kompakt und zugleich elastisch und ist gegen Abnutzung und chemische Produkte beständig.

Saime Ceramiche garantiert somit die Eigenschaften der Beständigkeit, Dauerhaftigkeit und Pflegefreundlichkeit, die schon immer die eigenen technischen Feinsteinzeuge unterscheiden.




WALL: ICON White 90x90 . 36"x36" satin rett. ± 6 mm
FLOOR: ICON Almond 45x90 . 18"x36" matt rett. ± 6 mm



outdoor surfaces



30x60 roc
(12"x24")

 **9 mm**

I moduli da esterno in spessore standard sono progettati con la superficie roc, la finitura che completa gli spazi outdoor con carattere ed elevate performance antiscivolo.

The standard thickness outdoor modules feature the roc surface, a finish that bestows character and high anti-slip performance to outdoor spaces.

Les modules pour l'extérieur d'épaisseur standard sont conçus avec la surface « roc », la finition qui complète les espaces extérieurs en leur offrant caractère et hautes performances antidérapantes.

Die Module in Standarddicke für Außenbereiche sind mit der Roc-Oberfläche entwickelt, die Outdoor-Bereiche mit Charakter und hohen Rutschhemmungsleistungen komplettiert.




roc
R11 A+B+C

**superficie antiscivolo
strutturata**

**structured
anti-slip surface**

2CM
outdoor



60x120 grip rett.
(24"x47")



60x60 grip rett.
(24"x24")

R11 A+B+C


≡ 20 mm

I moduli spessorati 2cm possiedono prestazioni tecniche insuperabili e vestono un perfetto total look in/out.

The 2cm thick modules boast incomparable technical performance and are perfectly suited to clothing indoor/outdoor areas.

Les modules de 2 cm d'épaisseur possèdent des performances techniques inégalées et parent idéalement l'intérieur et l'extérieur en un total look parfait.

Die extra dicken 2cm-Module besitzen unübertreffbare technische Leistungen und kleiden innen und außen mit einem perfekten Total Look.



FLOOR OUTDOOR:
ICON Almond 60x120 , 24"x47" + Ash 60x60 24"x24" grip rett. ≡ 20 mm

icon
 matt / satin
 indoor surfaces

TILE+
 PREMIUM SLABS

6 mm

Gres porcellanato / Porcelain stoneware
 Grès cérame / Feinsteinzeug / Керамогранит

white



artic



taupe




almond



90x270 (36"x106")
 matt rettificato 111 ●
 T621675 white
 T621665 artic

satin rettificato 111 ●
 T621735 white
 T621725 artic



90x90 (36"x36")
 matt rettificato 97 ●
 T621315 white
 T621305 artic

satin rettificato 97 ●
 T621375 white
 T621365 artic



45x90 (18"x36")
 matt rettificato 97 ●
 T621425 white matt rett.
 T621415 artic matt rett.

satin rettificato 97 ●
 T621495 white sat. rett.
 T621485 artic sat. rett.



30x90 (12"x36")
 matt rettificato 97 ●
 T621555 white matt rett.
 T621545 artic matt rett.

satin rettificato 97 ●
 T621615 white sat. rett.
 T621605 artic sat. rett.




90x270 (36"x106")
 matt rettificato 111 ●
 T621705 taupe matt rett.
 T621715 almond matt rett.

satin rettificato 111 ●
 T621765 taupe sat. rett.
 T621775 almond sat. rett.



90x90 (36"x36")
 matt rettificato 97 ●
 T621345 taupe matt rett.
 T621355 almond matt rett.

satin rettificato 97 ●
 T621405 taupe sat. rett.
 T621475 almond sat. rett.



45x90 (18"x36")
 matt rettificato 97 ●
 T621455 taupe matt rett.
 T621465 almond matt rett.

satin rettificato 97 ●
 T621525 taupe sat. rett.
 T621535 almond sat. rett.



30x90 (12"x36")
 matt rettificato 97 ●
 T621585 taupe matt rett.
 T621595 almond matt rett.

satin rettificato 97 ●
 T621645 taupe sat. rett.
 T621655 almond sat. rett.

icon
 matt / satin
 indoor surfaces

grey



TILE+
 PREMIUM SLABS

6 mm

ash



90x270 (36"x106")
 matt rettificato 111 ●
 T621685 grey
 T621695 ash

satin rettificato 111 ●
 T621745 grey
 T621755 ash



90x90 (36"x36")
 matt rettificato 97 ●
 T621325 grey
 T621335 ash

satin rettificato 97 ●
 T621385 grey
 T621395 ash



45x90 (18"x36")
 matt rettificato 97 ●
 T621435 grey
 T621445 ash

satin rettificato 97 ●
 T621505 grey
 T621515 ash



30x90 (12"x36")
 matt rettificato 97 ●
 T621565 grey
 T621575 ash

satin rettificato 97 ●
 T621625 grey
 T621635 ash

TILE+
 PREMIUM SLABS



icon
 naturale / satin
 indoor surfaces

Standard

9 mm

white



artic



taupe



almond



grey



ash



naturale / satin



- | | | |
|---|--|--|
| 60x120 (24"x47")
naturale rettificato 91 ●
8600525 white
8600485 artic
8600515 taupe | 60x60 (24"x24")
naturale rettificato 81 ●
8600585 white
8600545 artic
8600575 taupe | 30x60 (12"x24")
naturale rettificato 81 ●
8600645 white
8600595 artic
8600635 taupe |
| satin rettificato 91 ●
8600765 white
8600725 artic
8600755 taupe | satin rettificato 81 ●
8600825 white
8600785 artic
8600815 taupe | satin rettificato 81 ●
8600885 white
8600845 artic
8600875 taupe |

naturale



- | | |
|--|--|
| 30x60 (12"x24")
naturale N/rettificato 68 ●
7694845 white
7694805 artic
7694835 taupe | 29,7x59,5 (12"x24")
naturale rettificato 78 ●
7697035 white
7694995 artic
7697025 taupe |
|--|--|

naturale / satin



- | | | |
|---|--|--|
| 60x120 (24"x47")
naturale rettificato 91 ●
8600475 almond
8600505 grey
8600495 ash | 60x60 (24"x24")
naturale rettificato 81 ●
8600535 almond
8600565 grey
8600555 ash | 30x60 (12"x24")
naturale rettificato 81 ●
8600615 almond
8600625 grey
8600605 ash |
| satin rettificato 91 ●
8600715 almond
8600745 grey
8600735 ash | satin rettificato 81 ●
8600775 almond
8600805 grey
8600795 ash | satin rettificato 81 ●
8600835 almond
8600865 grey
8600855 ash |

naturale




- | | |
|--|--|
| 30x60 (12"x24")
naturale N/rettificato 68 ●
7694795 almond
7694825 grey
7694815 ash | 29,7x59,5 (12"x24")
naturale rettificato 78 ●
7694975 almond
7697015 grey
7697005 ash |
|--|--|

mosaico 5x5 (2"x2")




- 30x30** (12"x12")
naturale 124 ●
7694965 white

mosaico 5x5 (2"x2")



- 30x30** (12"x12")
naturale 124 ●
7694925 artic

mosaico 5x5 (2"x2")



- 30x30** (12"x12")
naturale 124 ●
7694955 taupe

mosaico 5x5 (2"x2")



- 30x30** (12"x12")
naturale 124 ●
7694915 almond

mosaico 5x5 (2"x2")




- 30x30** (12"x12")
naturale 124 ●
7694945 grey

mosaico 5x5 (2"x2")



- 30x30** (12"x12")
naturale 124 ●
7694935 ash

TILE+
PREMIUM SLABS


 6 mm



battiscopa 40 ▲ 5

7,5x90 (1,8"x36")
matt rettificato
T621556 white T621596 almond
T621546 artic T621566 grey
T621586 taupe T621576 ash

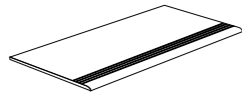
Standard

 9 mm



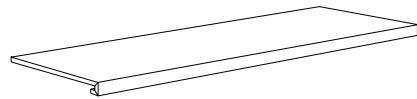
battiscopa 28 ▲ 14

7,5x60 (1,8"x24")
naturale rettificato
8600647 white
8600597 artic
8600637 taupe
8600617 almond
8600627 grey
8600857 ash



gradino step 48 ▲ 7

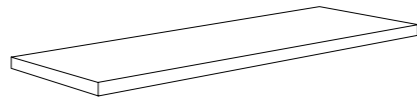
30x60 (12"x24")
naturale rettificato **satin rettificato**
8600646 white 8600886 white
8600596 artic 8600846 artic
8600636 taupe 8600876 taupe
8600616 almond 8600836 almond
8600626 grey 8600866 grey
8600606 ash 8600856 ash



gradone CR 146 ▲ 2

33,3x120 (13"x47")
naturale rettificato
8600526 white
8600486 artic
8600516 taupe
8600476 almond
8600506 grey
8600496 ash

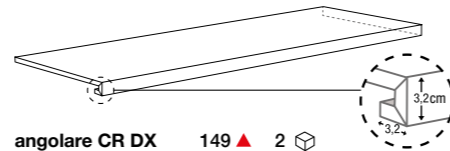
satin rettificato
8600766 white
8600726 artic
8600756 taupe
8600716 almond
8600746 grey
8600736 ash



angolare CR SX 149 ▲ 2

33,3x120 (13"x47")
naturale rettificato
8600528 white
8600488 artic
8600518 taupe
8600478 almond
8600508 grey
8600498 ash

satin rettificato
8600768 white
8600728 artic
8600758 taupe
8600718 almond
8600748 grey
8600738 ash



angolare CR DX 149 ▲ 2


33,3x120 (13"x47")
naturale rettificato
8600527 white
8600487 artic
8600517 taupe
8600477 almond
8600507 grey
8600497 ash

satin rettificato
8600767 white
8600727 artic
8600757 taupe
8600717 almond
8600747 grey
8600737 ash

icon

roc R11 A+B+C
outdoor surfaces

Standard

 9 mm

white




artic



taupe



almond



grey



ash



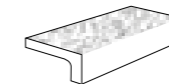
roc R11 A+B+C



30x60 (12"x24")
roc 68 ●
7694905 white
7694865 artic
7694895 taupe
7694855 almond
7694885 grey
7694875 ash

pezzi speciali / trims


pieces speciales - formstücke - Собыеэлементы




elemento elle pressa roc

15x30x3,5 (6"x12"x1,4")
roc 44 ▲ 8
7694906 white 7694856 almond
7694866 artic 7694886 grey
7694896 taupe 7694876 ash

artic



almond



ash



grip R11 A+B+C



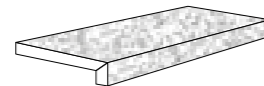
60x120 (24"x47")
grip rettificato 108 ●
7658555 artic
7658575 almond
7658565 ash



60x60 (24"x24")
grip rettificato 99 ●
8610025 artic
8610015 almond
8610035 ash

pezzi speciali / trims



pieces speciales - formstücke - Собыеэлементы





elemento elle grip

30x60x4 (12"x24"x1,5)
grip rettificato 116 ▲ 2
7696016 artic
7696006 almond
7696026 ash

Imballi / Packing Emballages - Verpackung - Упаковка

TILE+ PREMIUM SLABS F.TO NOMINALE / NOMINAL SIZE	mm.	TIPOLOGIA IMBALLO / PACKAGING		LASTRA / SLAB			CASSA - CAVALLETTO / CRATE - A-FRAME			
		ARTICOLO / ITEM	DIMENSIONE / SIZE	PCS	M2	KG	PCS	M2	KG VUOTO/EMPTY	KG TOT
90x270 Rett.	6	cassa / crate 	106x297	1	2,43	38	22	53,46	93	929
90x90 Rett.	6	cassa / crate 	94x124	3	2,43	12,66	78	63,18	14	1001,5
45x90 Rett.	6		94x124	5	2,025	6,08	150	60,75	14	926
30x90 Rett.	6		100x120	6	1,62	4,15	180	48,60	14	761

STANDARD F.TO NOMINALE / NOMINAL SIZE	mm.	PCS / BOX	M2 / BOX	BOX / PLT	M2 / PLT	KG. / PLT
60x120 nat. rett. / satin rett.	9	2	1,44	36	51,84	1170
60x60 nat. rett. / satin rett.	9	3	1,080	40	43,20	900
30x60 nat. rett. / satin rett.	9	7	1,26	40	50,40	1120
30x60 nat. N/rett.	9	7	1,26	40	50,40	989,20
29,7x59,5 nat. rett.	9	7	1,24	40	49,60	1000
30x60 roc non rett.	9	7	1,26	40	50,40	989,20
60x120 grip rett. 	20	1	0,72	36	25,92	1224
60x60 grip rett. 	20	2	0,72	32	23,04	1024
30x30 mosaico nat. rett.	9	11	1	30	30	570

GM	GRES PORCELLANATO CON COLORAZIONE IN MASSA PORCELAIN STONEWARE WITH MASS COLORING GRES CERAME AVEC PÂTE COLORÉE DURCHFARBETES FEINSTEINZEUG GRES PORCELÁNICO CON COLORACIÓN EN MASA КЕРАМОГРАНИТ С МАССОВОЙ ОКРАСКОЙ		GRUPPO DI APPARTENENZA SECONDO ISO 13006 GLASS GROUPE D'APPARTENANCE ZUGEHÖRIGKEITSGRUPPE GRUPO DE PERTENENCIA ГРУППА ПРИНАДЛЕЖНОСТИ		CE Bla GL
Simbologia Symbolics Symboles Symbole Simbologias Символы	Caratteristiche Features Caracteristiques Eigenschaften Características Характеристика	Unità di misura Unit of measurement Unité de mesure Masseinheit Unidad de medida Единица измерения	Valore medio Saime Saime mean value Valeur moyenne Saime Durchschnittswert-Saime Valor medio Saime Среднее значение Saime	Valore prescritto Fixed value Valeur prescrite Vorgeschriebener Wert Valor prescrito Требуемое значение	Metodo di prova Test method Méthode d'essai Prüfmethode Método de ensayo Метод испытания
	Dimensione lati Dimensions-Lenght and width Dimensions-Longueur et largeur Masse-Länge und Breite Dimensiones-Longitud y ancho Размеры сторон	%	+/- 0,4	+/- 0,6 max	UNI EN ISO 10545-2
	Rettilinearità dei lati Side straightness Rectitude des arêtes Geradlinigkeit der Kanten Rectilíneidad de los lados Прямолинейность сторон	%	+/- 0,4	+/- 0,5 max	UNI EN ISO 10545-2
	Ortogonalità degli spigoli Corner squariness Angularité Rechtwinkigkeit der Kanten Ortogonalidad de las esquinas Ортогональность кромок	%	+/- 0,4	+/- 0,6 max	UNI EN ISO 10545-2
	Planarità Flatness Planéité Ebenföchigkeit Planidad Плоскостность	%	+/- 0,4	+/- 0,5 max	UNI EN ISO 10545-2
	Spessore Thickness Épaisseur Dicke Grosor Толщина	%	+/- 5,0	+/- 5,0 max	UNI EN ISO 10545-2
	Assorbimento d'acqua Water absorption Absorption d'eau Wasseraufnahme Absorción de agua Водопоглощение	%	< 0,2	≤ 0,5	UNI EN ISO 10545-3
	Storzo di rottura Breaking strenght Contrainte de rupture Bruchkraft Esfuerzo de rotura Разрушающее усилие	N	> 1600	≥ 1300 se Spess. ≥ 7,5 ≥ 700 se Spess. ≤ 7,5	UNI EN ISO 10545-4
	Modulo di rottura Modulus of rupture Coefficient de rupture Bruchmodul Módulo de rotura Модуль разрыва	N/mm ²	> 40	≥ 35	UNI EN ISO 10545-4
	Dilatazione termica lineare Coeff. of linear thermal expansion Coeff. d'extension thermique linéaire Linearer Wärmeausdehnungs-Koeffizient Coeficiente de dilatación térmica lineal Линейное тепловое расширение	°MK (-1)	7,0	metodo disponibile available method méthode disponible verfügbare methode método disponible требуемое значение	UNI EN ISO 10545-8
	Resistenza agli sbalzi termici Thermal shock resistyance Résistance aux chocs thermiques Temperaturwechsel Beständigkeit Resistencia a choque térmico Стойкость к перепадам температуры	-	resiste resist résiste widerstandsfähig resiste стойкий	metodo disponibile available method méthode disponible verfügbare methode método disponible требуемое значение	UNI EN ISO 10545-9
	Resistenza alle macchie Stain resistance Résistance au tâches Flecken Beständigkeit Resistencia a las manchas Стойкость к образованию пятен	-	≥ 3	3 MIN	UNI EN ISO 10545-14
	Resistenza ai prodotti chimici di uso domestico Resistance to chemical products Résistance aux produits chimiques Beständigkeit gegen Chemikalien Resistencia a los productos químicos Стойкость к бытовым химикатам	-	conforme conform conforme gleichmässig conforme соответствует	MIN GB	UNI EN ISO 10545-13
	Resistenza agli acidi e alle basi a bassa concentrazione Resistant to acids and low concentration bases Résistance aux acides et aux bases à faible concentration Widerstandsfähig gegenüber niedrig konzentrierten Säuren und Laugen Resistencia a los ácidos y las bases de baja concentración Стойкость к низким концентрациям кислот и щелочей	-	MIN GLB	secondo classificazione prodotto according to product classification selon classification produit Gemäß Produktklassifizierung согласно классификации продукции	UNI EN ISO 10545-13
	Resistenza al gelo Frost resistance Résistance au gel Frostbeständigkeit Resistencia al hielo Морозостойкость	-	resiste resist résiste widerstandsfähig resiste стойкий	richiesta request demande anfrage solicitud требуемое значение	UNI EN ISO 10545-12
	Stabilità dei colori Colour stability Stabilité des coloris Lichtechtheit der Färbung Estabilidad de los colores Цветостойкость	-	stabile stable stable estabil estable стойкий	metodo disponibile available method méthode disponible verfügbare methode método disponible требуемое значение	DIN 51094

icon

indoor & outdoor



Saime Ceramiche pone al centro dell'azione una particolare sensibilità all'ecosostenibilità dei propri processi industriali. Il costante investimento di capitali e professionalità pone l'azienda all'avanguardia nello sviluppo di sistemi produttivi a massima efficienza e minimo impatto, in grado di garantire un pieno rispetto dell'ambiente e l'eccellenza di una gamma di prodotti totalmente ecocompatibili.

Saime Ceramiche places great emphasis on having a special sensitivity to eco-sustainability in its industrial processes. Constant investments of capital and professional skills places the company at the leading edge in developing maximum efficiency, minimum impact production systems, that will guarantee full respect for the environment, as well as excellence in the totally eco-compatible product range.

“
Ceramics of Italy
”

La costante ricerca tecnologica si riserva di apportare soluzioni estetiche migliorative rispetto a quanto proposto nel catalogo.

In view of constant technological research, we reserve the right to provide improved aesthetic solutions compared to those proposed in the catalogue.
La recherche technologique constante se réserve d'apporter des améliorations esthétiques par rapport aux solutions proposées dans le catalogue.
Auf grund der ständigen technologischen forschung behalten wir uns vor, ästhetische verbesserungen an den im katalog angebotenen lösungen vorzunehmen.
В связи с постоянными технологическими исследованиями фирма оставляет за собой право на усовершенствовании решений, предлагаемых в каталоге

I colori riprodotti nel presente catalogo sono soggetti alle tolleranze previste dalla stampa.
Colours showed on this catalogue are subject to tolerances due to printing.
Les coloris reproduits dans ce catalogue sont sujets aux tolérances prévues pour l'impression.
Die in diesem katalog wiedergegebenen farben sind den für den druck vorgesehenen schwankungen unterworfen.
Los colores reproducidos en este catálogo son sujetos a las tolerancias de la impresión.
Цвета, воспроизведенные в настоящем каталоге, имеют предусмотренные для печати допуски.

icon

indoor & outdoor



SAIME CERAMICHE
Via Giardini, 24 - 41042 Fiorano Modenese MO Italy
LAT: 44.5409960 (44° 32' 27.586")
LNG: 10.8615504 (10° 51' 41.581")
Tel. +39 0536 869611
Fax +39 0536 843823
+39 0536 830313
+39 0536 832533
+39 0536 869681
saime@riwal.it
www.saimeceramiche.com



NUOVA RIWAL CERAMICHE s.r.l.
Sede legale: Via Giardini, 24 - 41042 Fiorano Modenese MO Italy
Sede amministrativa: Via Statale 467,109 - 42013 Casalgrande RE Italy
Tel. +39 0536 869411
Fax +39 0536 837321
info@riwal.it
www.riwal.it