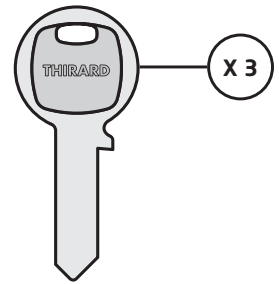


Cylindre / 5 GOUPILLES SA



016258



Cylindre conforme à la norme
EN1303:2015
Classification

1 6 0 0 0 B 2 0

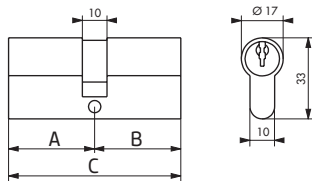


Protection
Arrachement



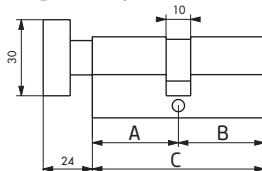
	21x21	25x25	27x27	30x30	30x35	30x40	30x50	30x55	30x60	30x65	30x70	30x80	30x90	35x35
A	21	25	27	30	30	30	30	30	30	30	30	30	30	35
B	21	25	27	30	35	40	50	55	60	65	70	80	90	35
C	42	50	54	60	65	70	80	85	90	95	100	110	120	70

Cylindre profilé 2 entrées



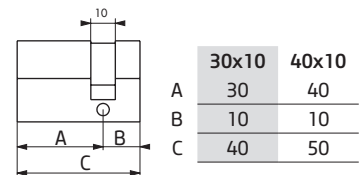
	35x45	35x50	35x55	40x40	40x45	40x50	45x50	45x55	45x60
A	35	35	35	40	40	40	45	45	45
B	45	50	55	40	45	50	50	55	60
C	80	85	90	80	85	90	95	100	105

Cylindre profilé à bouton



	30x30	30x40	30x50	40x30	40x40	40x50	50x40
A	30	30	30	40	40	40	50
B	30	40	50	30	40	50	40
C	60	70	80	70	80	90	90

Demi-cylindre profilé



	30x10	40x10
A	30	40
B	10	10
C	40	50

Description / Description / Descripción

Profil européen laiton. Mécanisme à 5 goupilles.
Panneton anti arrachement. 3 clés en acier nickelé.
European brass profile. 5 pin mechanism. Driver cam
made of powdered metal. 3 nickel plated steel keys.
Perfil europeo de latón. Mecanismo con 5 pasadores.
Pivote de acero sinterizado. 3 llaves de acero niquelado.

Finition / Finish / Acabado

Nickelé
Nickel plated
Niquelado

